

**Passport
2005
Klondike Derby**

Saturday January 22nd, 2005

BSA

Westchester-Putnam Council

Mohican / Manitoga District

F.D.R. State Park

Station Instructions

Maximum score per station is 10 Points.

Scouts may use the Boy Scout Handbook as a reference.

Scout spirit and teamwork should be taken into consideration when scoring a patrol's effort.

Deduct points from patrol's that are not prepared with necessary equipment.

Warn adults, who accompany patrols, that points will be deducted if they coach patrols.

Patrol scores shall be recorded by the station "Mayor" on the station score sheet.

The decision of the station "Mayor" is Final.

Lunch is a "Scored" Activity.

- Between 12:00 and 12:30 PM all activities will stop except for Lunch.
- Station "Mayors" are to score Lunch.
- Inspect patrols to be sure they have prepared something hot, such as hot chocolate, cup-o-soup, etc.
- Also be sure patrols clean-up all refuse.
- Record Lunch score on the station score sheet.

Information

Registration: 8:30 to 9:30 AM Stations Close: 2 PM
Stations Open: 9:30 AM Sled Races: 2:15 PM
Lunch: 12 - 12:30 PM Closing: 3 PM

Emergency First Aid is located at Klondike HQ
(Stone Building near parking Lot #1)

Klondike HQ will be heated by fireplace & portable heaters and will be available to anyone needing to warm-up.

Scoring will be on a 10 point basis per station. 100 Total Points.
Check-in and **Lunch** are considered stations.

Hot Chocolate will be available all day at Klondike HQ.
ALL Participants MUST bring their own mug,
NO throw-a ways!! F.D.R. Park is a carry in/carry out Park.

Donut's will be provided to all participants after the sled races and before closing ceremonies.

Patches will be distributed to all paid participants.
Participation ribbons will be presented to all patrols and troops.
Trophies will be awarded to the top Three (3) Patrols.

**PARTICIPANT CONDUCT AND SPORTSMANSHIP WILL
BE BASED ON THE BOY SCOUT OATH AND LAW.**

The goals of our Klondike Derby are to give our scouts the opportunity to interact with scouts from other troops, to test our scout skills and to have

FUN!!!

Check in - North Pole

Check-in, Registration and Inspection:

Prior to a long Klondike sled adventure, you must make sure you are well prepared for the adventure you are about to undertake. Since this is the start and the end of your trek, please present yourself ready for today's tasks.

Scoring Considerations:

- Presented your patrol's contribution to our event.
(1 gallon of store bought fresh water in sealed containers and 3 logs for our fire)
- Sled contains all of the equipment requested for use in the Klondike Derby.
- Equipment is properly secured to prevent it from falling off during the day's travels.

Patrol Equipment

Patrol Flag
Klondike Sled
Fire Building Materials,
Homemade firestarters are permitted.
1 Gallon Drinking Water. This is
in addition to the donated water.
#10 Can or Pot to boil water in.
4 Six foot long poles
6 Ten foot long lengths of rope
Tarp
Patrol First Aid Kit, Including
Triangular Bandages,
Compresses and Splint materials.
Blanket or Sleeping Bag

Backpack Stove or Equiv. to boil
water for lunch,
NO ground fires are permitted.
Hot chocolate, Cup-O-Soup, Etc for lunch
Compass
Hand Ax
File to Sharpen Ax
Pencil, Paper and Clipboard
Boy Scout Handbook
Garbage Bag.
FDR Park is a Carry In/Carry Out Park

Personal Equipment

Dress in Layers prepared for the
Winter Weather, avoid cotton.
Winter Footgear, **NO** Sneakers
Raingear
Dayback
Canteen of Water
Lunch
Extra Socks
Mug for Hot Chocolate
Spoon for Soup

Lunch - On The Trail

Prepare your Lunch:

When in the wilderness, a hot meal is an important thing. Each patrol should at least boil water to allow everyone in the patrol to have a hot drink or soup. Stoves are allowed. The patrol should stop near a station and eat lunch between 12:00 and 12:30. All stations will be closed during that time. Have the station “Mayor” score this activity for you before you leave.

Scoring Considerations:

- Preparation- The proper materials were available, prepare hot water for each scout in the patrol to get something hot with their lunch.
- Teamwork, Scout Spirit and Fun- The patrol worked together to complete the task and enjoy the lunch break.
- Clean-up after lunch, taking all refuse with you.

Two Man Saw:

Preparation of firewood is an important task in the wilderness. Safely demonstrate the handling, using and correct techniques for cutting firewood. With a partner. but off a 2” section of log. Demonstrate your ability to accurately utilize this cutting tools to prepare wood for camping use.

Scoring Considerations:

- Preparation- The proper materials were available to complete the task.
- Skills- The proper method was demonstrated for handling the tool.
- Safety- Proper safety was maintained in all aspects of the task.
- Teamwork, Scout Spirit and Fun- the patrol worked together to complete the tasks in a safe and enjoyable way.
- **SAFETY** is the #1 Rule. (If you act unsafely you will be disqualified and your patrol will be penalized.)

Fire Building and Boil Water:

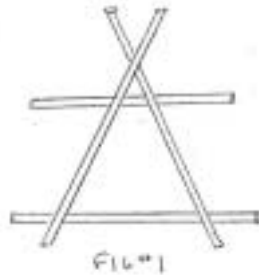
In the wilderness, there is no more important skill than the ability to start a fire and maintain it to prepare your food. This station tests your ability to start a fire using natural materials and make it burn long enough to boil one cup of water (8 oz). Homemade fire starters are allowed but no commercial fire starters should be used.

Scoring Considerations:

- Preparation- proper materials were available to start the fire.
- Safety- care should be taken to assure no injuries are likely during all of the activities at this station.
- Teamwork and Scout Spirit and Fun-
Everyone participated in collecting materials and preparing the fire. They cooperated well.
- Speed- A reasonable fire to support boiling water was started quickly and the water was boiled.
- Clean-up ALL debris.

Travois (Lashing Skills):

Construct a Travois. In order to move gear and possibly an injured person you will need to construct a Travois using your lashing skills.



Scoring Considerations:

- Preparation- Poles and rope are available to lash several poles together to make a long pole.
- Quality of the Lashes- the lashes are tied correctly and they allow the poles to remain secure throughout the rescue.
- Teamwork and Scout Spirit and Fun - The whole patrol participated and worked together to quickly complete the task.
- Safety- The patrol worked quickly but they were careful to prevent anyone in the patrol from joining the victim.
- Speed- The task was completed quickly to assist the victim.

Log Drag / Log Lift (Knot Tying Skills):

The patrol will tie 4 ropes together using a square knot, a sheet bend, and a fisherman's knot. One end of the rope needs to be tied to a log using a timber hitch with a round turn. After all ropes are attached the patrol will drag the log to the prescribed place where the patrol will then throw the rope over a limb, hoist the log in the air. All knots must be tied by different patrol members.

Scoring Considerations:

- Knowledge- The ability to complete the required knots existed within the patrol.
- Quality- The correct knots were tied accurately.
- Teamwork, Scout Spirit and Fun- The patrol worked together as a team to complete the task in an enjoyable way.

Emergency Transportation / Emergency Communication:

In the wilderness, if someone is injured and they cannot move on their own, the patrol must be capable of providing the right methods of assistance to help the injured person to get to safety. Demonstrate your emergency transportation skills using materials you have on your sled to transport a member of your patrol. In addition, your patrol will need to send a message ahead in order to get assistance. Note: Accuracy of relaying the message is as important as transporting the injury party to help.

Scoring Considerations:

- Preparation- The proper materials were available to make the requested emergency transportation possible.
- Quality- The transport was completed in a way that would minimize any additional injuries to the victim.
- Safety- Care was taken to assure that the victim and those providing the transportation were safe.
- Communications - The message was relayed accurately.
- Teamwork and Scout Spirit and Fun - The patrol worked together to complete the tasks and cooperated throughout.

Emergency Shelter Building:

When in the woods overnight, preparing a good shelter can be the difference between life and death. You must be able to build different shelters based on the available materials and the weather conditions.

Scoring Considerations:

- Preparation- The proper materials were available to build the required shelters.
- Quality- The shelters were strong enough to resist the weather conditions defined by the task.
- Teamwork and Scout Spirit and Fun - The patrol worked together to quickly prepare the required shelters.

Orienteering:

Being able to use a compass well and knowing your pace are important to both the skill and sporting of orienteering.

Correctly identifying the direction and distance you should travel may save your life in the wilderness.

At this station, your patrol members will show that they can correctly and accurately use a compass and that they know their own pace. They will use these skills to judge distance, determine direction and navigate an orienteering course.

Scoring Considerations:

- Preparation- The proper materials were available to complete the required tasks.
- Knowledge- The patrol possessed the knowledge to complete the required tasks.
- Quality- They correctly executed the required tasks.
- Teamwork, Scout Spirit and Fun- The patrol worked as a team to quickly and accurately complete the tasks in an enjoyable way.

First Aid:

When alone in the woods, you must be prepared to deal with a wide variety of accidents or emergencies that require good first aid skills. At this station your patrol must be able to complete the required first aid to correctly meet the needs of the victim. Work quickly and carefully to make sure the victim gets the best possible care.

Scoring Considerations:

- Preparation- The proper materials were available on the sled to provide basic first aid support.
- Knowledge- The patrol was able to correctly identify the proper first aid for the situations at this station.
- Quality- The care was thorough and would have given the victim the best possible help.
- Teamwork and Scout Spirit- The patrol work together to provide the first aid and shared in the tasks.

Sled Races

- Double Elimination
- No lifting the sled off the ground
- Only one scout behind, all other scouts in the front pulling on ropes
- No more than 6 puller's per sled and 1 Pusher.
Only registered patrol members
- The whole sled and all patrol members have to cross over the line
- No part of the patrol can be over the starting line at the start
- No one can be riding in the sled
- Safety for all the participants is critical.
Reckless behavior will cause elimination
- Heats will be divided based on registered sleds
- Judges decision will be final
- Above all Have Fun Safely!!!

Check Points

Station #

Station

Score

Check in - Patrol & Personal Equipment Inspected.

Lunch - 12:00 - 12:30 PM Hot Lunch Required.

Two Man Saw

Fire Building - Patrol Required to boil water.

Travois - Lashing Skills.

Log Drag / Log Lift - Knot tying skill.

Emergency Transportation / Communication

Emergency Shelter Building

Orienteering

First Aid

For Your Records:

Official Scores are recorded
at Stations by Mayors.

Total Score:

2005 Klondike Derby Passport

CITY: _____

START AT STATION # _____



Scout Oath

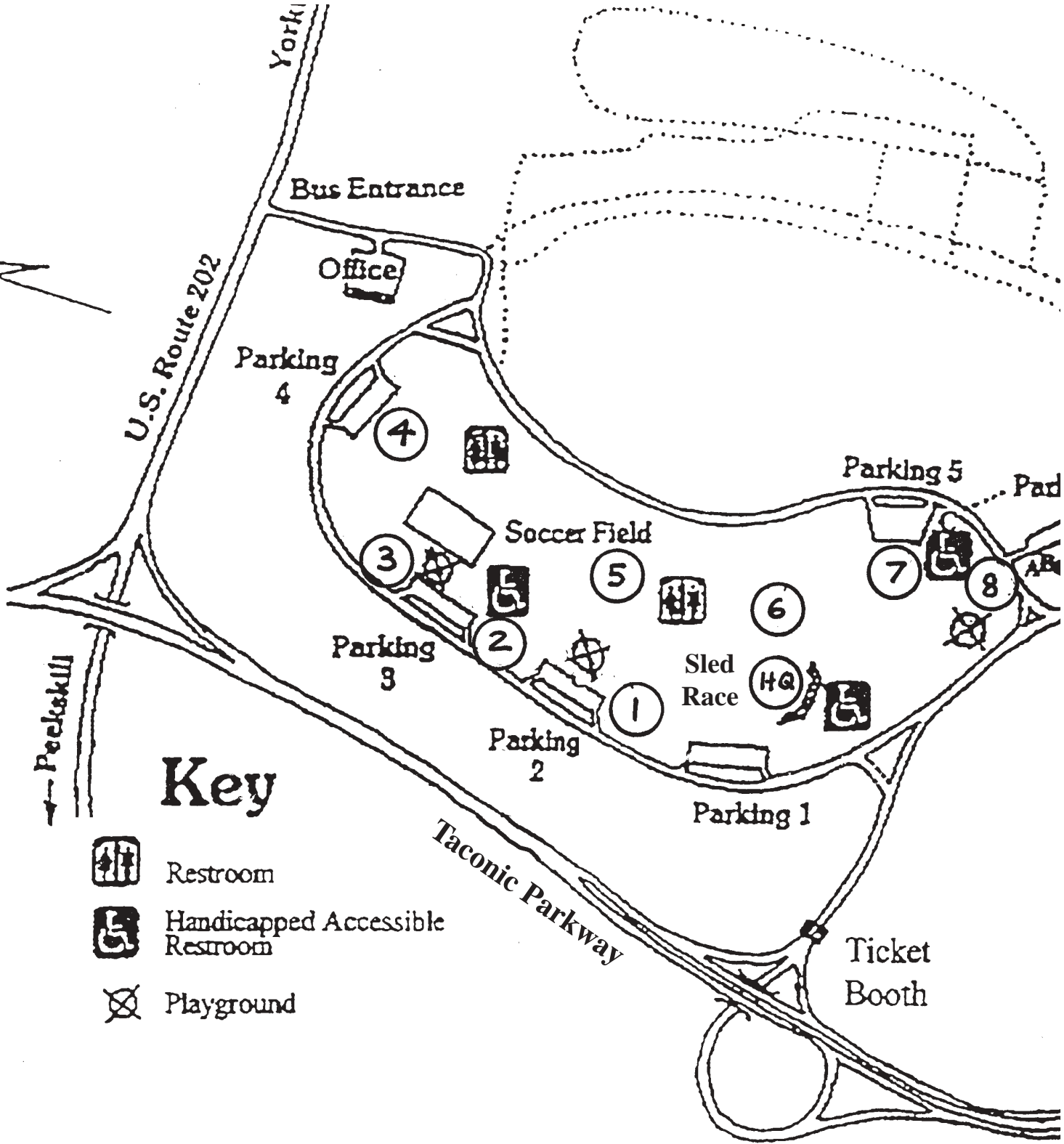
**On my honor I will do my best
To do my duty to God and my country
and to obey the Scout Law;
To help other people at all times;
To keep myself physically strong,
mentally awake and morally straight.**

Scout Law




**A scout is trustworthy, loyal, helpful, friendly,
courteous, kind, obedient, cheerful, thrifty, brave,
clean and reverent.**

PATROL: _____

TROOP # _____



Key

-  Restroom
-  Handicapped Accessible Restroom
-  Playground